

Dopasuj etykiety do warzyw.




KAPUSTA



BURAK



MARCHEW



ZIEMNIAK



PIETRUSZKA



BURAK












KAPUSTA

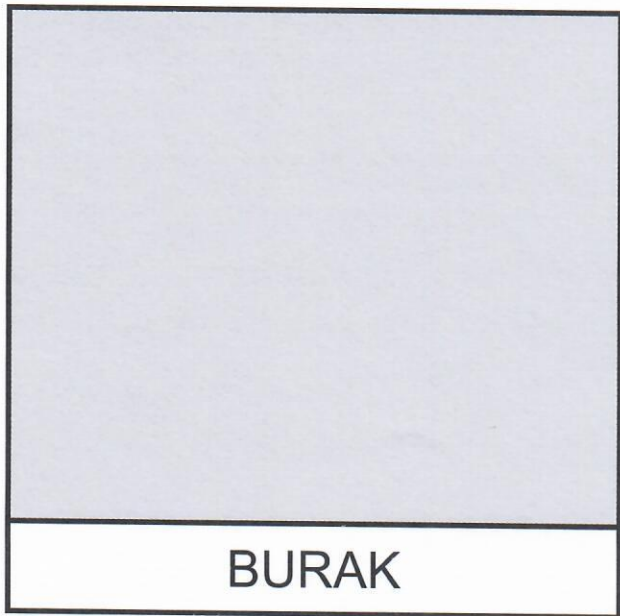


PIETRUSZKA

MARCHEW


ZIEMNIAK

Wytnij i włóż warzywa do właściwych skrzynek.






Skreśl zdjęcia, które nie przedstawiają warzyw.




Narysuj tyle warzyw, ile wskazuje cyfra.




2



5



3



Znajdź i zaznacz różnice w obrazkach.

