

Karty pracy

MATEMATYCZNE ZABAWY Z DINOZAUARAMI

1. Potnij obrazek na części a potem ułóż wg kolejności cyfr

Name:

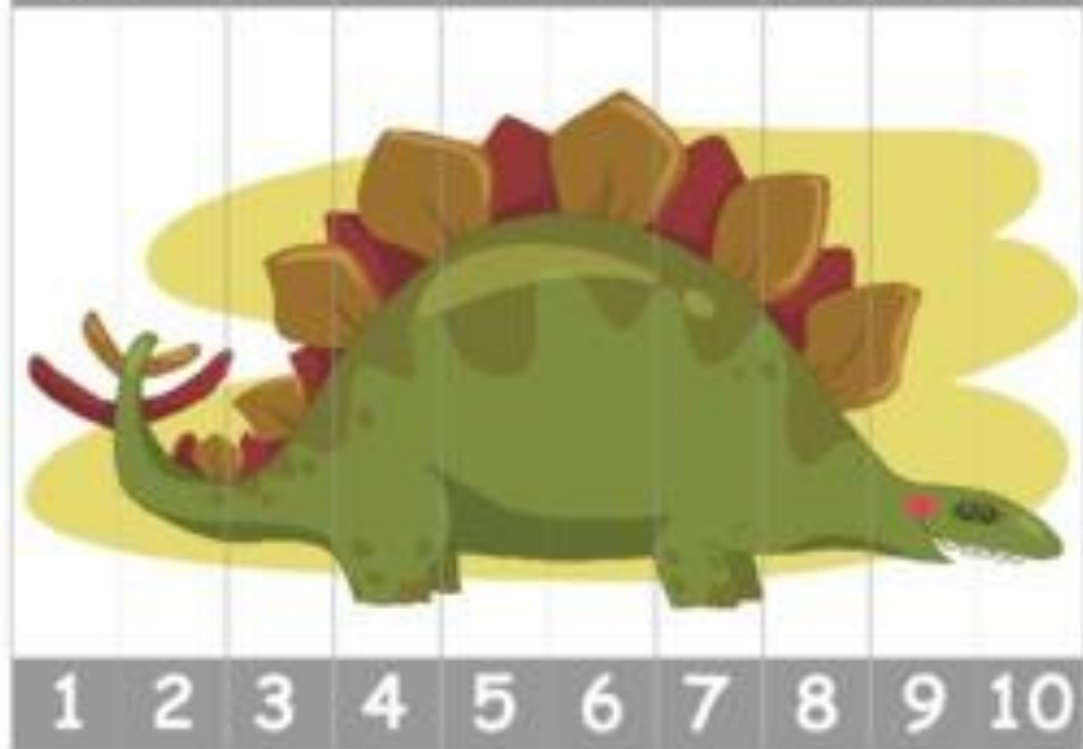
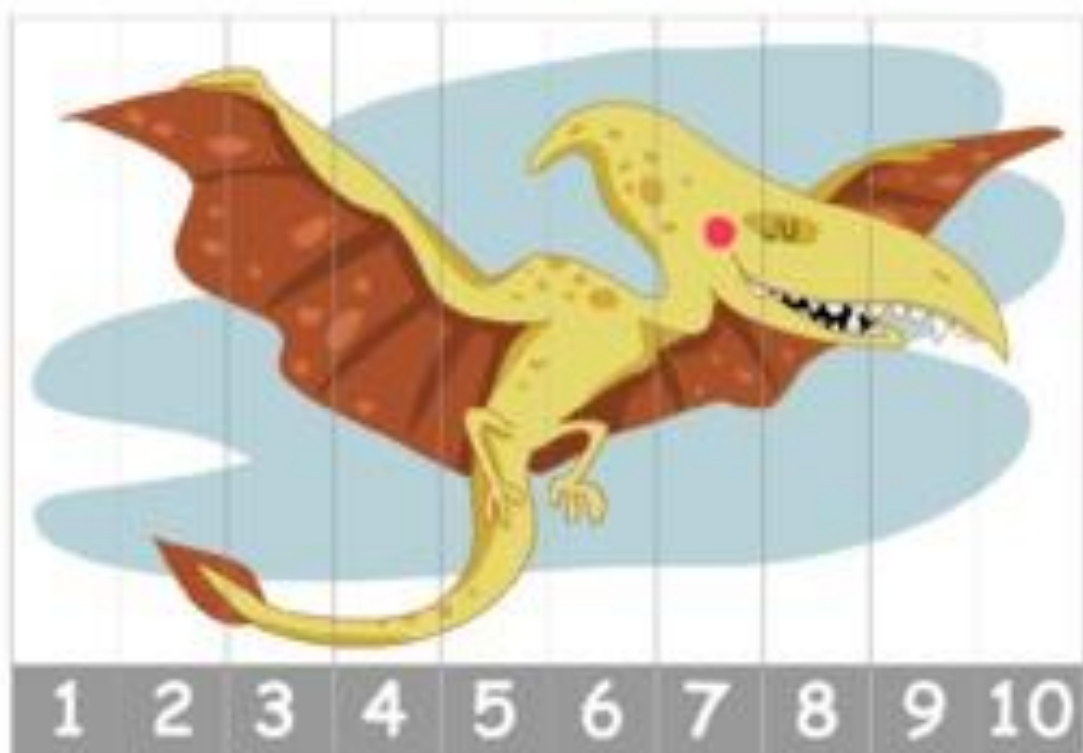
--	--	--	--	--

2 **1** **3** **5** **4**


The puzzle consists of five pieces of a dinosaur illustration. Piece 1 is the central body with a large fern frond. Piece 2 is the head and neck. Piece 3 is the tail. Piece 4 is the back and hind legs. Piece 5 is the front legs and part of the body. The pieces are arranged in a row with dashed lines indicating where to cut.

POŁĄCZ TAKIE SAME OBRAZKI







Ile tu dinozaurów ? W każdym okienku zaznacz kółeczko z odpowiednią cyfrą




1 7 3



4 2 6



2 8 3



3 7 4



•

• •

• • •

• •
• •

• • •
• •

• • •
• • •

	A	B	C	D	E	F	G	H	I	J
1										
2										
3										
4										
5										
6										
7										
8										
9										
10										

ŻÓŁTY

1B, 1C

2A,2B, 2D

3A, 3B,3C, 3D

4C, 4D

5C, 5D, 5E

6D, 6E, 6F, 6G

7D, 7E, 7F, 7G, 7H, 7I

8D,8E, 8F, 8G, 8J


9D, 9G, 9J


10D, 10G, 10I

NIEBIESKI

2C

	A	B	C	D	E	F	G	H	I	J
1		Yellow	Yellow							
2	Yellow	Yellow	Blue	Yellow						
3	Yellow	Yellow		Yellow						
4				Yellow						
5			Yellow	Yellow	Yellow					
6				Yellow	Yellow	Yellow	Yellow			
7				Yellow	Yellow	Yellow	Yellow	Yellow	Yellow	
8				Yellow	Yellow	Yellow	Yellow			Yellow
9							Yellow			Yellow
10				Yellow			Yellow		Yellow	





1

2

3

4

5

6

7

8

9

10